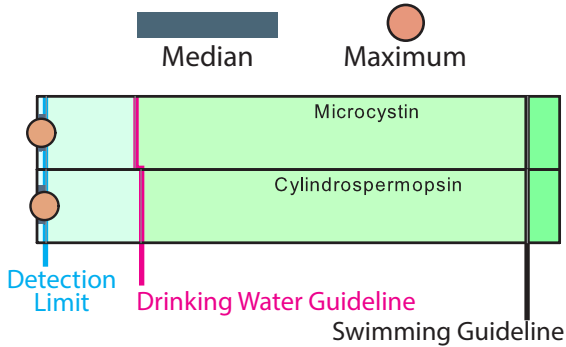


Pomme de Terre Site 1

2019 Data Table	4/22	5/14	Mean
Temp (F)	61	69	65
Secchi (feet)	2.5	6.3	4.0
TP (µg/L)	65	48	56
TN (µg/L)	1380	1175	1273
TCHL (µg/L)	46.6	14.0	25.5
ISS (µg/L)	2.3	3.7	2.9
Micro (µg/L)	<0.15	<0.15	<0.15
Cylindro (µg/L)	<0.05	<0.05	<0.05

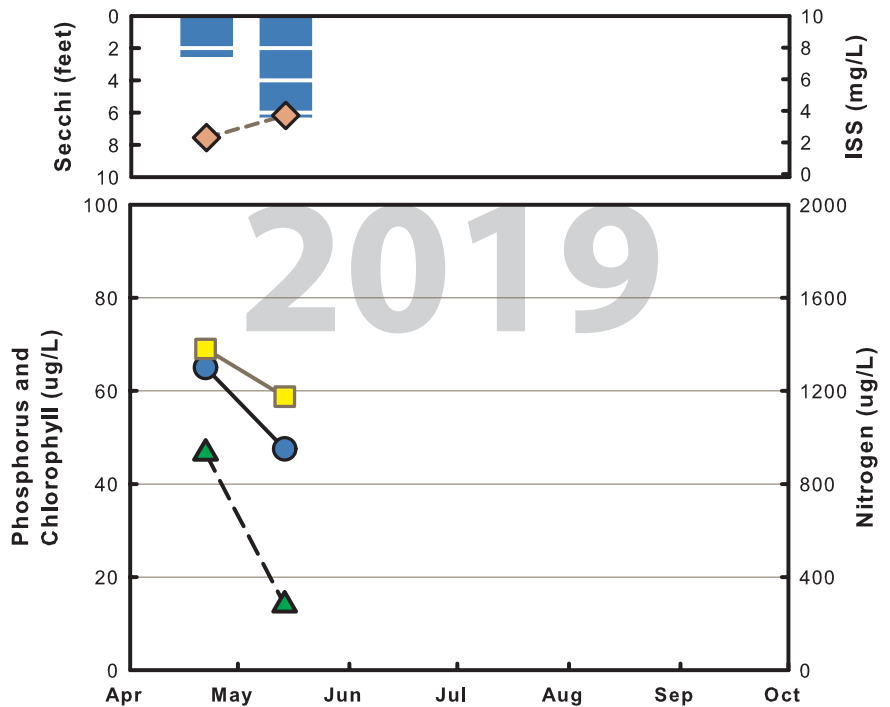
2019 Algal Toxin Results



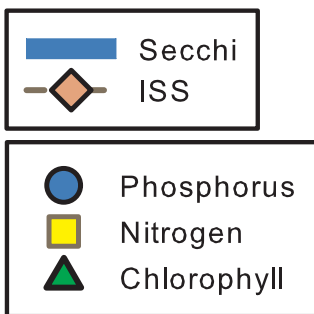
Above: Algal toxin results

Right top: 2019 data graph

Right bottom: Long-term trend graph.
(data from May 15 - Sept. 15 only)



Legend for 2019 and Trend graphs



TRENDS

Insufficient 2019 Data

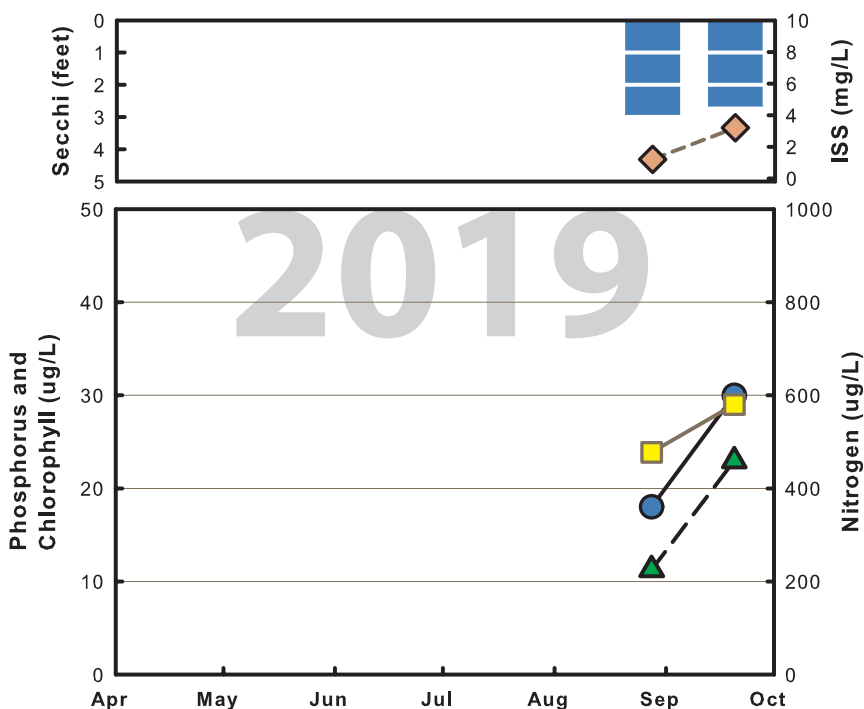
Pomme de Terre Site 5

2019 Data Table	8/28	9/20	Mean
Temp (F)	85	80	82
Secchi (feet)	2.9	2.7	2.8
TP (µg/L)	18	30	23
TN (µg/L)	478	580	526
TCHL (µg/L)	11.3	23.0	16.1
ISS (µg/L)	1.2	3.2	2
Micro (µg/L)			
Cylindro (µg/L)			

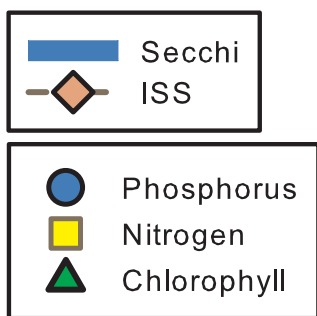
No 2019 Toxin Data

Right top: 2019 data graph

Right bottom: Long-term trend graph.
(data from May 15 - Sept. 15 only)



Legend for 2019 and Trend graphs



TRENDS

Insufficient 2019 Data