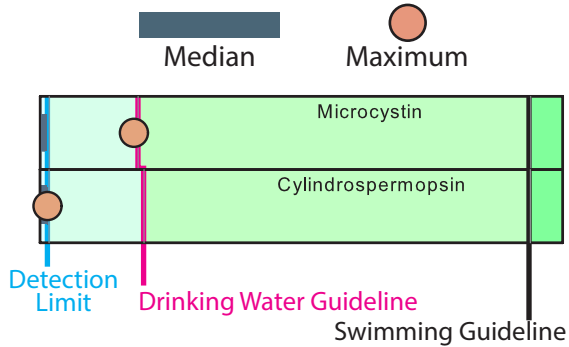


# Grindstone

2019 Data Table	6/6	7/2	7/18	8/8	9/4	Mean
Temp (F)	76	88	85	84	77	82
Secchi (feet)	1.5	1.4	2.1	1.6	1.8	1.7
TP (µg/L)	320	310	169	142	215	220
TN (µg/L)	3930	4830	3363	2380	1240	2851
Tchl (µg/L)	21.6	60.8	47.4	47.7	37.1	40.6
ISS (µg/L)	13.3	19.3	6.6	4.9	8.3	9.3
Micro (µg/L)		<0.15	0.16	1.53	<0.15	<0.15
Cylindro (µg/L)		<0.05	<0.05	<0.05	<0.05	<0.05

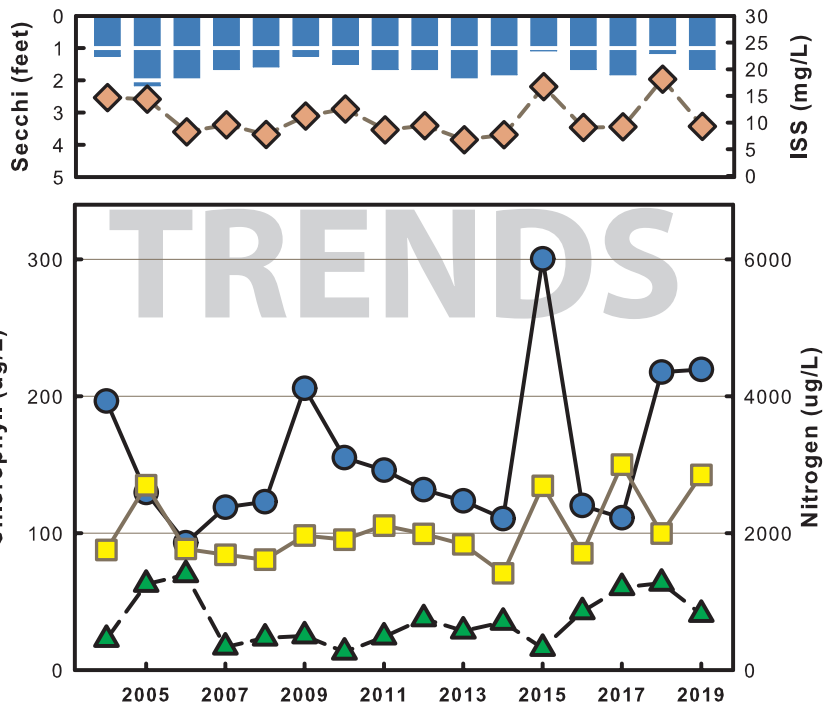
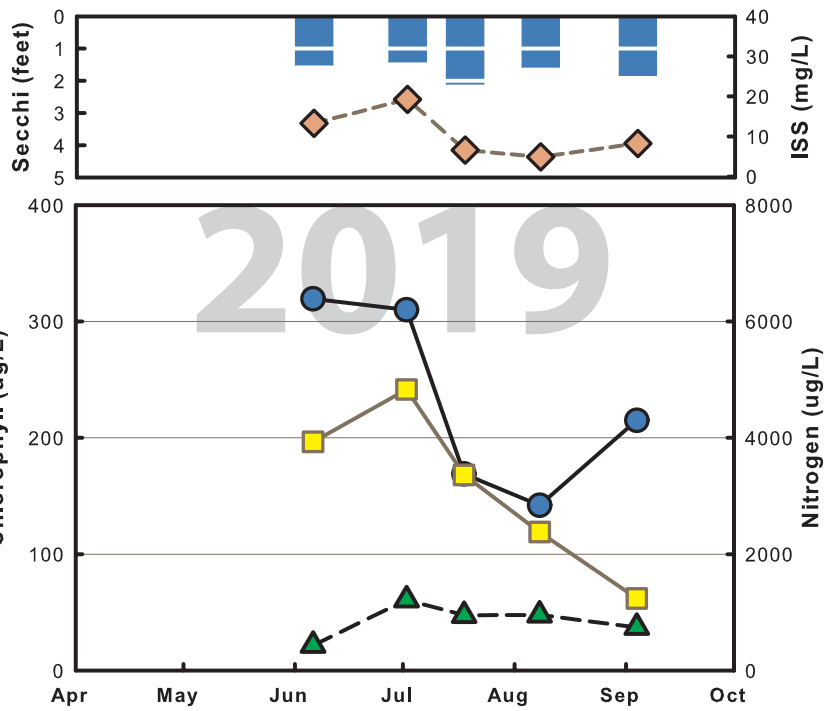
## 2019 Algal Toxin Results



Above: Algal toxin results

Right top: 2019 data graph

Right bottom: Long-term trend graph.  
(data from May 15 - Sept. 15 only)



## Legend for 2019 and Trend graphs

